

## IGHR Registration: Creating or updating your account

Are you ready to register for IGHR 2021? To reserve a seat in your favorite course, you will need an IGHR account to register for the course. Expo exhibitors will also need an account to register for events.

### Creating your account

If you do not have an account, please setup a new account prior to March 6, 2021 (registration day). If you do not have time to setup an account prior to March 6<sup>th</sup>, you can create an account as part of the registration process, but this might slow down your registration process.

1. Open your internet browser and enter our website address: [ighr.gagensociety.org](http://ighr.gagensociety.org).
2. Click **Faculty/Attendee Login-Logout**. The Faculty and Attendee Login page displays.
3. Click **Account Registration**. The Attendee Registration page displays.

Home / IGHR 2021 / Attendee Registration

**Username \***

**First Name**

**Last Name**

**Password \***

Minimum length of 7 characters.  
The password must have a minimum strength of Weak

**Strong**

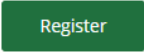
**Repeat Password \***

**Contact Info**

**E-mail \***


**Send these credentials via email.**

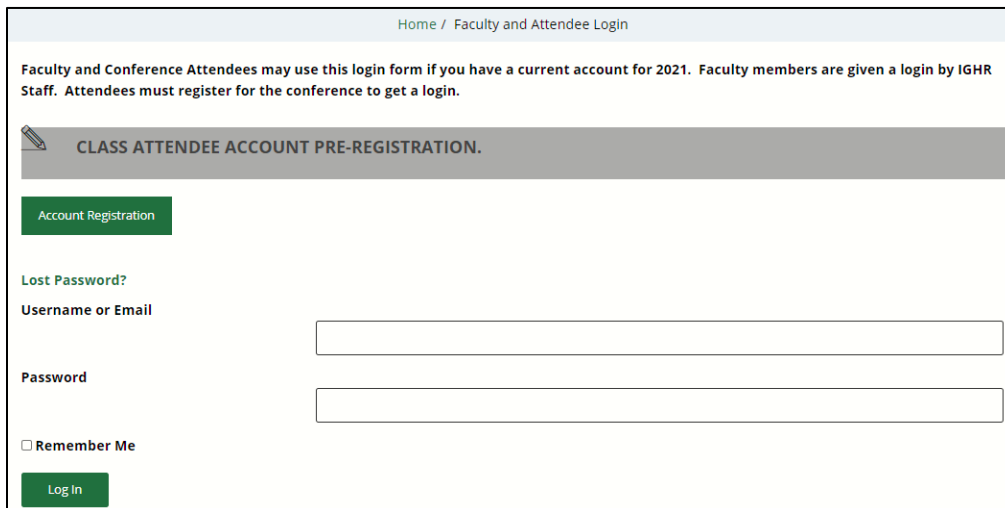
**Register**

4. Enter the requested information including your First Name and Last Name. To ensure your account is unique to you, enter your email address as your Username. **Note:** Once created, your Username cannot be changed.
5. Click  to create the account.
6. Record your Username and Password in a secure location for future use.

## Updating your account


Already have an IGHR account? Check to make sure that your Username and Password will allow you access to your account.


1. Open your Internet browser and enter our website address: [ighr.gagensociety.org](http://ighr.gagensociety.org).
2. Click . The Faculty and Attendee Login page displays.



Home / Faculty and Attendee Login

Faculty and Conference Attendees may use this login form if you have a current account for 2021. Faculty members are given a login by IGHR Staff. Attendees must register for the conference to get a login.

 CLASS ATTENDEE ACCOUNT PRE-REGISTRATION.




[Lost Password?](#)

Username or Email

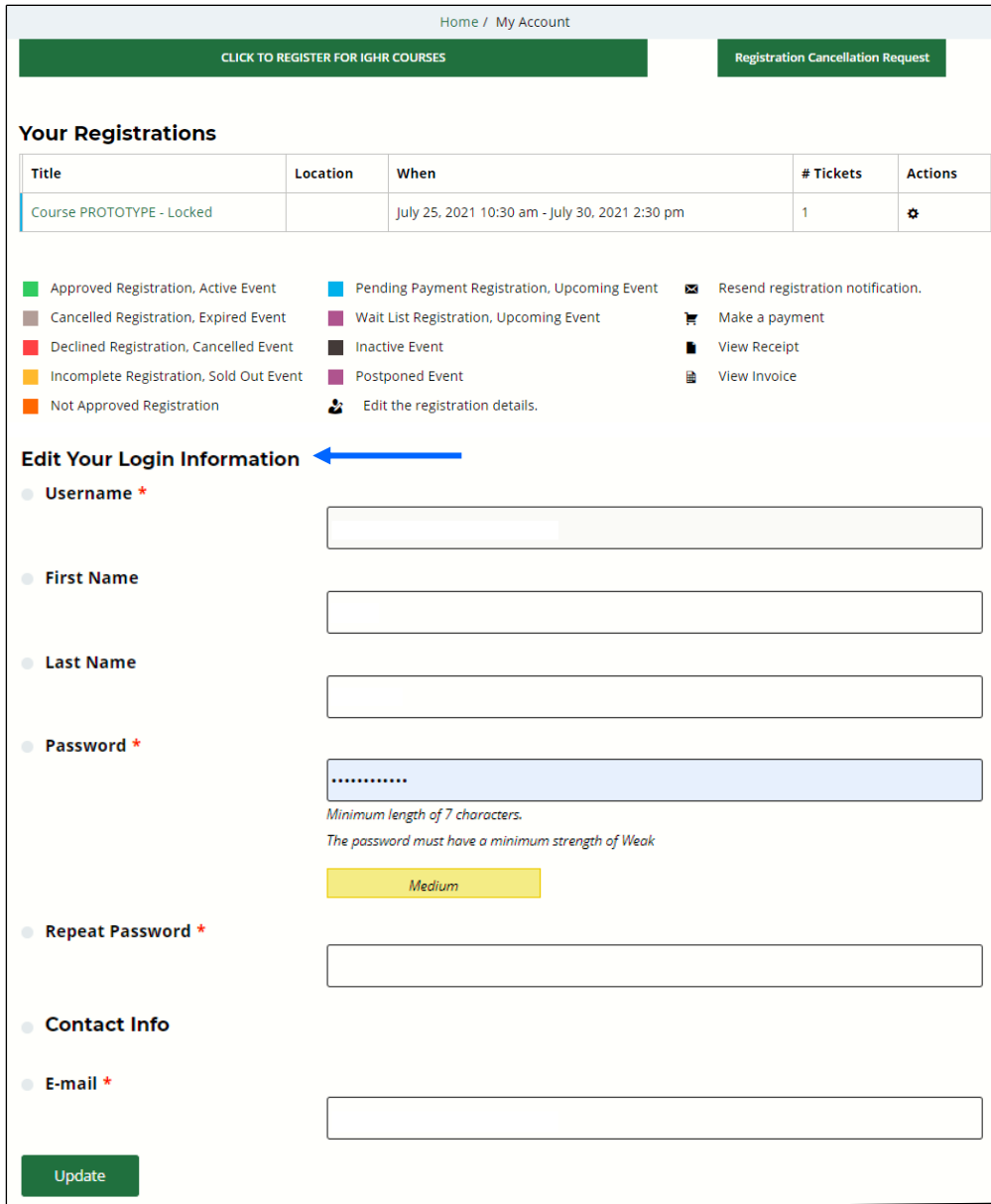
Password

Remember Me



3. Enter your Username or Email and Password

4. Click . The My Account page displays.



Home / My Account

[CLICK TO REGISTER FOR IGHR COURSES](#) [Registration Cancellation Request](#)

### Your Registrations

Title	Location	When	# Tickets	Actions
Course PROTOTYPE - Locked		July 25, 2021 10:30 am - July 30, 2021 2:30 pm	1	

**Legend:**

- Approved Registration, Active Event
- Cancelled Registration, Expired Event
- Declined Registration, Cancelled Event
- Incomplete Registration, Sold Out Event
- Not Approved Registration
- Pending Payment Registration, Upcoming Event
- Wait List Registration, Upcoming Event
- Inactive Event
- Postponed Event
- Edit the registration details.
- Resend registration notification.
- Make a payment
- View Receipt
- View Invoice

### Edit Your Login Information

**Username \***

**First Name**

**Last Name**

**Password \***   
Minimum length of 7 characters.  
The password must have a minimum strength of Weak  
Medium

**Repeat Password \***

**Contact Info**

**E-mail \***

[Update](#)

5. Scroll down to Edit Your Login Information

6. Update your information as necessary

7. Click 

Once you have created an account or verified your current account, you will be ready for IGHR 2021 registration on March 6, 2021.